

بِسْمِ اللّٰهِ الرَّحْمٰنِ الرَّحِیْمِ


نحوه ثبت نام در سایت

orcik


پایگاه ارکید با ایجاد ارتباط با پایگاههای استنادی معتبری چون ISI , SCOPUS و Reserch ID امکان یکپارچه سازی و ادغام اطلاعات را تحت یک شناسه واحد ۱۶ رقمی فراهم میکند که این شناسه منحصر بفرد و دائمی است.

محققان بجای ارسال رزومه خود می توانند شناسه Orcid خود را ارسال نمایند تا داوران و افراد دیگر با استفاده از این کد وارد صفحه نویسنده شده و رزومه او را مشاهده نمایند.

وارد سایت ارکید به نشانی <http://orcid.org> شوید:



در قسمت بالای سمت راست بر روی گزینه sign/register کلیک نمایید.



The image shows a screenshot of the ORCID website homepage. The browser address bar displays "orcid.org". The ORCID logo is prominently displayed on the left, with the tagline "Connecting research and researchers" below it. To the right of the logo is a search bar with the placeholder text "Search...". In the top right corner, there is a "SIGN IN/REGISTER" link and a language dropdown menu set to "English". A large red arrow points directly to the "SIGN IN/REGISTER" link. Below the navigation bar, there are several menu items: "ABOUT", "FOR RESEARCHERS", "MEMBERSHIP", "DOCUMENTATION", "RESOUR", and "NEWS & EVENTS". The main content area features a dark green background with the text "Distinguish yourself in three easy steps" and a small "iD" logo. At the bottom, a small line of text reads: "ORCID provides a persistent digital identifier (an ORCID iD) that you own and control, and that distinguishes you from every..."

در وسط صفحه بر روی گزینه Register now کلیک نمایید .

← → ↻ orcid.org/signin


m.seyedmahmoodi@gmail.com
example@email.com or 0000-0001-2345-6789


Password
.....


SIGN IN

Forgot your password or ORCID ID?
Don't have an ORCID ID yet? [Register now](#)

or

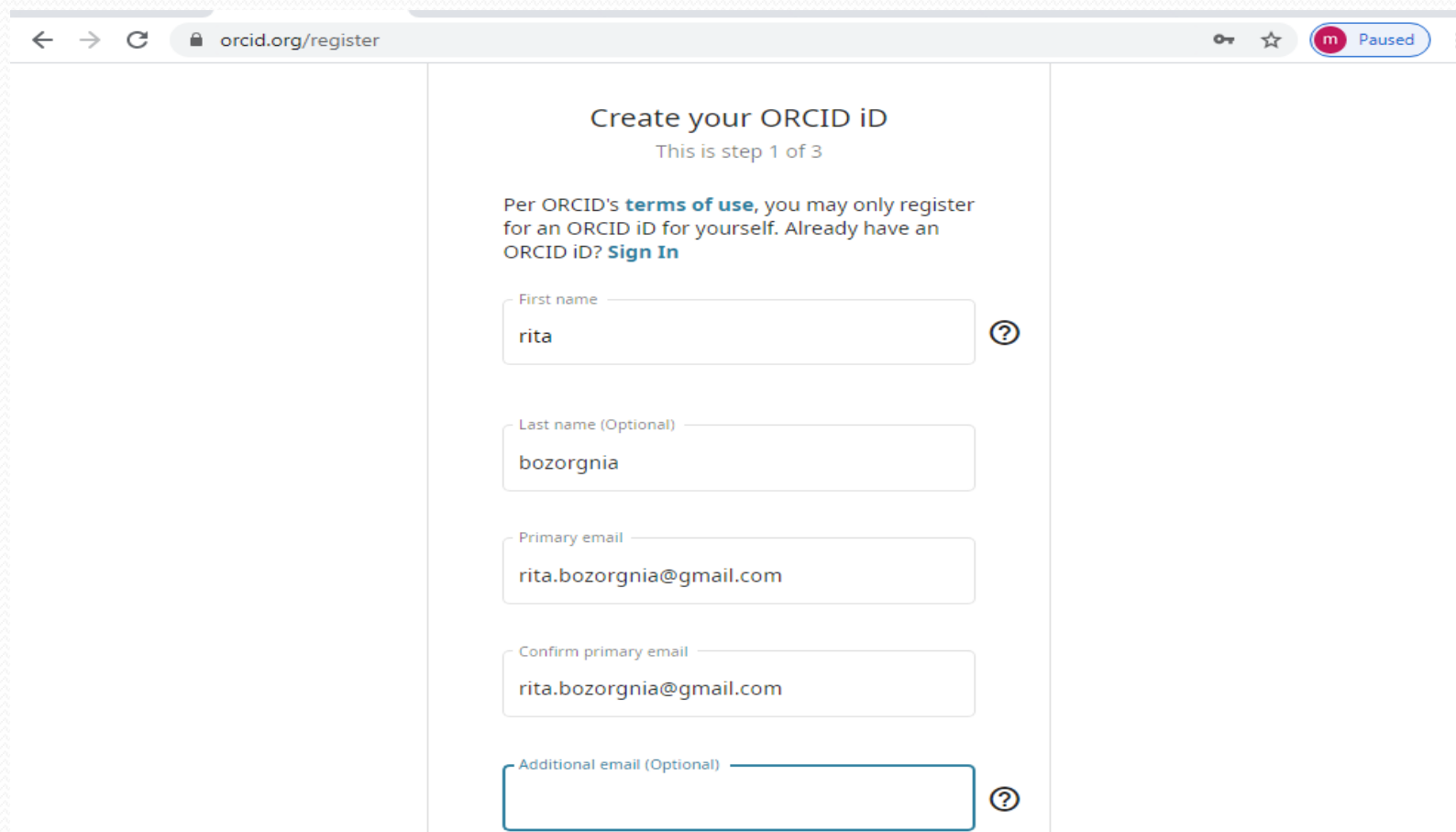
 **Access through your institution**

 **Sign in with Google**

 **Sign in with Facebook**

11,496,507 ORCID iDs and counting. [See more statistics](#)

در صفحه باز شده مشخصات خواسته شده را وارد نمائید سپس بر روی next کلیک نمائید.



The screenshot shows a web browser window with the URL `orcid.org/register`. The page title is "Create your ORCID iD" and it indicates "This is step 1 of 3". The instructions state: "Per ORCID's [terms of use](#), you may only register for an ORCID iD for yourself. Already have an ORCID iD? [Sign In](#)".

The form contains the following fields:

- First name:** A text input field containing "rita" with a help icon (question mark in a circle) to its right.
- Last name (Optional):** A text input field containing "bozorgnia".
- Primary email:** A text input field containing "rita.bozorgnia@gmail.com".
- Confirm primary email:** A text input field containing "rita.bozorgnia@gmail.com".
- Additional email (Optional):** An empty text input field with a help icon (question mark in a circle) to its right.

در صفحه بعد رمز عبور را وارد نمائید (رمز عبور شما بهتر است شامل کاراکترهای حرفی، عددی و نشانه ای باشد) سپس بر روی next کلیک نمائید .

← → ↻ orcid.org/register 🔑 ☆ m Paused ⋮

Create your ORCID iD

This is step 2 of 3

Password ⓘ

- ✓ 8 or more characters
- ✓ 1 letter or symbol
- ✓ 1 number

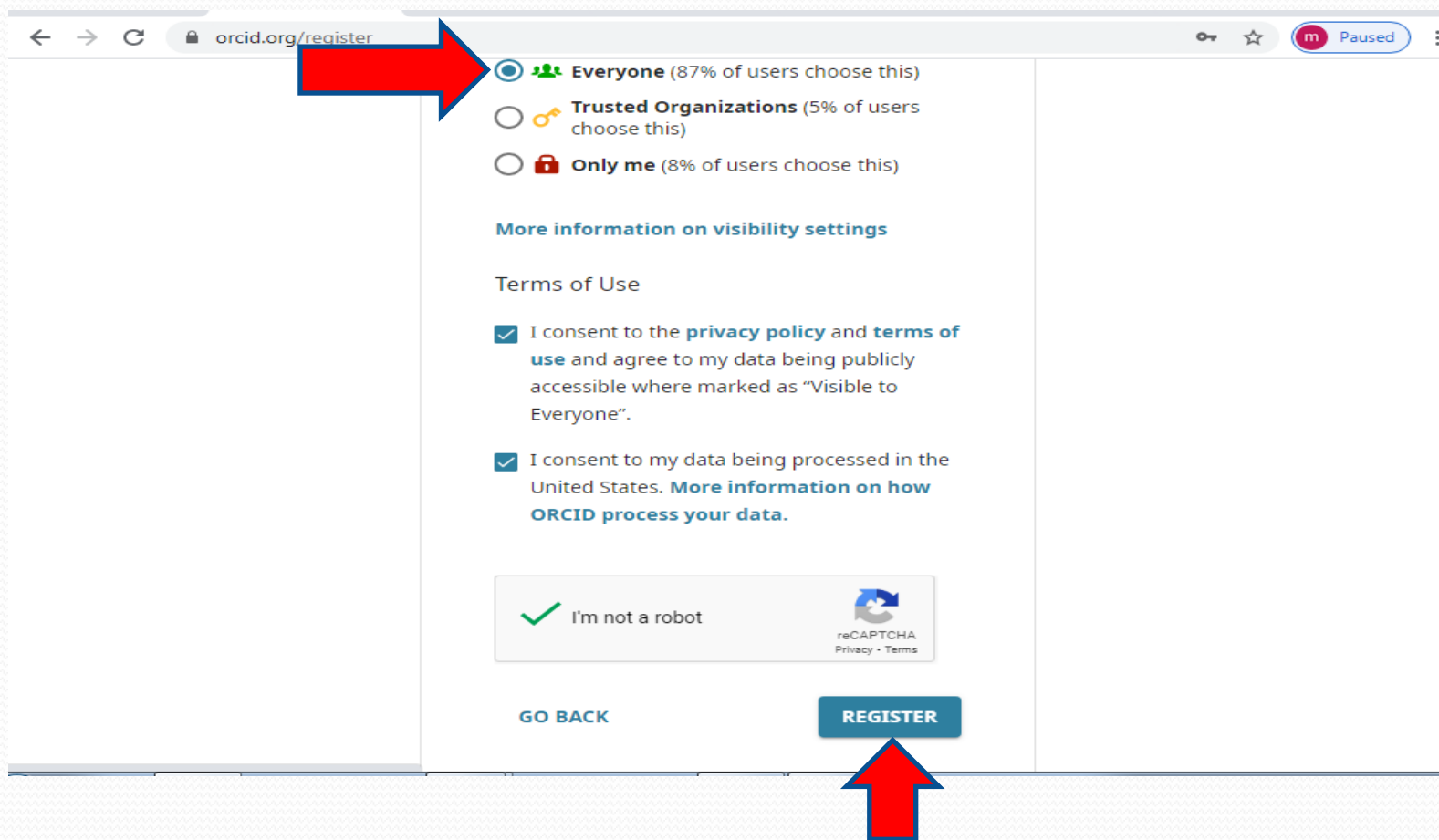
Confirm password

Notification settings

ORCID sends email notifications about items related to your account, security, and privacy, including requests from ORCID member organizations for permission to update your record, and changes made to your record by those organizations.

You can also choose to receive emails from us about new features and tips for making the most of your ORCID record.

در صفحه باز شده ، یکی از سه حالت عمومی ، محدود شده و شخصی را انتخاب نمائید . پیشنهاد می شود حالت every one را برای افزایش رویت پذیری فعالیتهای پژوهشی انتخاب نمائید که بیشترین دسترسی را برای سایر افراد ایجاد می کند. سپس گزینه های داده شده را تیک بزنید. بعد بر روی گزینه Register کلیک نمائید.



The screenshot shows the ORCID registration page at orcid.org/register. The page is in a browser window with a 'Paused' tab. The main content area has a white background and is divided into two columns. The left column contains the following elements:

- A radio button selected for **Everyone** (87% of users choose this).
- An unselected radio button for **Trusted Organizations** (5% of users choose this).
- An unselected radio button for **Only me** (8% of users choose this).
- A link for **More information on visibility settings**.
- A section titled **Terms of Use** with two checked checkboxes:
 - I consent to the **privacy policy** and **terms of use** and agree to my data being publicly accessible where marked as "Visible to Everyone".
 - I consent to my data being processed in the United States. **More information on how ORCID process your data.**
- A reCAPTCHA widget showing a green checkmark and the text "I'm not a robot".
- A **GO BACK** link and a blue **REGISTER** button.

Two red arrows are overlaid on the image: one points to the 'Everyone' radio button, and the other points to the 'REGISTER' button.

در صفحه باز شده می‌توانید ID خود را پیدا نمایید (در قسمت سمت چپ)

The screenshot shows a web browser window with the address bar containing `orcid.org/my-orcid?justRegistered`, which is circled in red. The page header includes the ORCID logo and navigation links: ABOUT, FOR RESEARCHERS, MEMBERSHIP, DOCUMENTATION, RESOURCES, and NEWS & EVENTS. A yellow banner message reads: "Thank you for registering. We have sent verification messages to each of your registered email addresses. You will need to verify your primary email address before you can begin adding information manually to your ORCID record." Below this is a "Resend verification email" button. The user profile for "rita bozorgnia" is displayed, with a red arrow pointing to the "ORCID iD" field in the left sidebar. The ORCID iD is `https://orcid.org/0000-0003-4693-301X`. The main content area shows sections for "Biography", "Employment (0)", "Education and qualifications (0)", and "Invited positions and distinctions (0)". A "Help" button is visible in the bottom right corner.